



FITZPATRICK SCALE



FITZPATRICK SCALE

HOW TO CHOOSE COLORS FOR YOUR CLIENTS

People are like snowflakes, all unique and different, even twins are not 100% identical. They have different characteristics and hobbies, not to mention different medical history and health.

We have to take all clients as different people, but our experience helps us predict possible outcomes. The PMU industry is art not a science, body chemistry is unknown, specifically we are not doctors. As beginners we will always be surprised, or even shocked from outcome of PMU procedures, healing results, and for that reason we need to pay more attention to our Fitzpatrick scale.

TYPE 1 -




Appearance Characteristics

Pale or very light skin, red or blonde hair, light colored eyes, have freckles.

Skin Characteristics:

Always burns, never tans, high risk of skin cancer and vascular damage.

TYPE 2 -




Appearance Characteristics

Fair skin, light eyes, light hair, may have freckles.

Skin Characteristics

Burns easily, rarely tans, high risk of skin cancer and and dry to normal skin.

TYPE 3 -



Appearance Characteristics

Fair to tan skin, eye color may vary from light to dark.

Skin Characteristics

Sometimes burns, tans gradually, low risk of hyperpigmentation, moderate risk of skin cancer .Dry ,combination or oily skin.

TYPE 4 -




Appearance Characteristics

Light to brown skin, dark hair, dark eyes but rarely has colored eyes.

Skin Characteristics

Rarely burns and tans easily. High risk of hyperpigmentation, scars easily. Low risk of skin cancer, dry or combination or oily skin.

TYPE 5 -



Appearance Characteristics

Dark skin, dark hair, dark eyes, very rarely has light eyes.

Skin Characteristics

Skin tans easily, but never burns, high risk of hyperpigmentation. High risk of scarring and keloid, often oily skin. Low risk of aging and skin damage from sun exposure.

TYPE 6 -



Appearance Characteristics

Very dark skin, dark eyes and dark hair.

Skin Characteristics

Tans easily but never burns. Very high risk of hyperpigmentation, Very oily skin. Low risk of aging and skin damage from sun exposure.

SKIN TYPES

Oily Skin - Shiny and often has break outs. Less visible wrinkles, visible and enlarged looking pores. Not good candidates for microblading and machine strokes, they will blur over short time period.

Youthful Skin - Firm, plump, wrinkle free, it bounces back and heals with minimal scarring. Over 18-35 years old are good candidates for all types of techniques.

Dry Skin - Skin feels tight and brittle, lacks elasticity. Skin texture feels rough, complexion looks dull and blotchy. Scaling, flaking, and itchiness may occur. Prone to redness, irritation, and infection, barley visible pores. Chapping and prone to stretching. Enhances fine lines and wrinkles, as well as not a great candidate for Microblading.

Mature Skin - As your skin ages, a persons skin loses elastin, a protein that allow skin to stretch and bounce back without forming wrinkles and scars. In this situation the best option is powder brows that is semi-permanent.

Combination Skin - Typically dry, flaking skin on the cheeks, while excessive oil and shine appears on other areas of the face. Shiny T-Zone which is fore head, nose, chin. Good for all type of techniques, but it is possible Microblading might blur after healing.

Problem Skin - Pimples, blemishes, rosacea, which is characterized by small, red, puss filled plumps on the face. Psoriasis, which causes scaly, itchy, and dry patches. Eczema temporarily rashes and creates dry patches that come and go. Considered as a bad candidate for PMU any kinds of techniques.

Normal Skin - Smooth texture, healthy glow, fine pores. No visible blemishes, greasy patches, or flakey areas. Sebum production and moisture are well balanced. Good candidate for all types of techniques.

Highly recommended to treat eyebrow area first before performing procedures. By performing a procedure on problematic skin we can cause more damage and pigment won't retain properly and client will not be satisfied with the result and it will absolutely be the artists fault.

WHICH COLOR TO CHOOSE?

Over all for all students and beginners, it is a big subject and you fear you will make a mistake. It is so hard to identify undertones of clients, women and men who like to tan, use makeup, as well as physical exercise, could temporarily change the undertone of their skin. Of course the client shouldn't work out prior to the procedure, but there is no proof that they won't. However the case may be, we need to choose a color for our clients and we must rely on the Fitzpatrick scale the most.

Remember: We are not simply matching color to a clients hair, client can keep changing his or her hair color, note that skin is the filter to which we see our implanted color. That being said, we must pay attention to facial features, the Fitzpatrick scale helps us identify that. Regardless of hair color on clients head, let's look at skin tone, eye color, eyebrow hair, what is the dominate color? That will be the answer we will try to match. Never do a light pigment for dark eyebrow hair. If client tans, this is a temporary factor. Even if the client asked you to match her eyebrow pencil, we still have to stick to the Fitzpatrick scale, but consider clients preference. We are professionals and we must make this decision before the client and explain to the client why.



TYPE 1 AND 2 - LIGHT BROWN, BEIGE, OR TAUPE BLONDE. COLOR WILL BE:



+



Virgo Microblading + 1 Drop of Neptune (not more than one drop) to create taupe/beige light color

Virgo (warmer tone) alone is a good color for candidates level 1 or 2

Neptune - Corrector (cooler tone)



OR



Capricorn Brow Line for powder brows
Sagittarius brow line for powder brows

Capricorn Brow Line (warmer tone)

Sagittarius Brow Line (cooler tone)



+



Virgo 50% + Libra 50% for Microblading - Good combination for light skin and darker hair, even combination of these two colors creates rich milk chocolate brown

Virgo Microblading Line (warmer tone)

Libra Microblading Line (neutral)

TYPE 3 - MEDIUM BROWN



Libra Microblading Line (neutral)



Sagittarius Brow Line (cooler tone)

OR



Capricorn Brow Line (warmer tone)



Taurus Brow Line (cooler tone)

Libra Microblading Line - for Microblading

Sagittarius Brow line for Powder Brows

Capricorn Brow line for Powder Brows

Taurus Brow line for Powder Brows on darker eyebrow hair

TYPE 4 - MEDIUM BROWN TO DARK BROWN



Libra alone, or Libra + Aquarius for darker shade Microblading

Libra Microblading Line (neutral tone)

Aquarius Microblading Line (cooler tone)



Taurus Inorganic Line (cooler tone)

Taurus for Powder Brows



Aquarius Microblading Line (cooler tone)

Aquarius Microblading Line for darker eyebrow hair

TYPE 5 - MEDIUM DARK BROWN



Aquarius for Microblading

Aquarius Microblading Line (cooler tone)



Aries for Powder Brows (for brighter brown brows)

Aries Inorganic Line (warmer tone)



Taurus For Powder Brows

Taurus Inorganic Line (cooler tone)

TYPE 6 - DARK BROWN



+



+



Aries Inorganic Line

Leo Eyeliner

Mars Corrector (W)

Aries + 1 Drop of Leo + 1 drop of mars



+



+



Aquarius Microblading Line

Leo Eyeliner

Mars Corrector (W)

Aquarius + 1 Drop of Leo + 1 drop of mars



+



+



Taurus Inorganic Line

Leo Eyeliner

Mars Corrector (W)

Taurus + 1 drop of Leo + 1 Drop of Mars